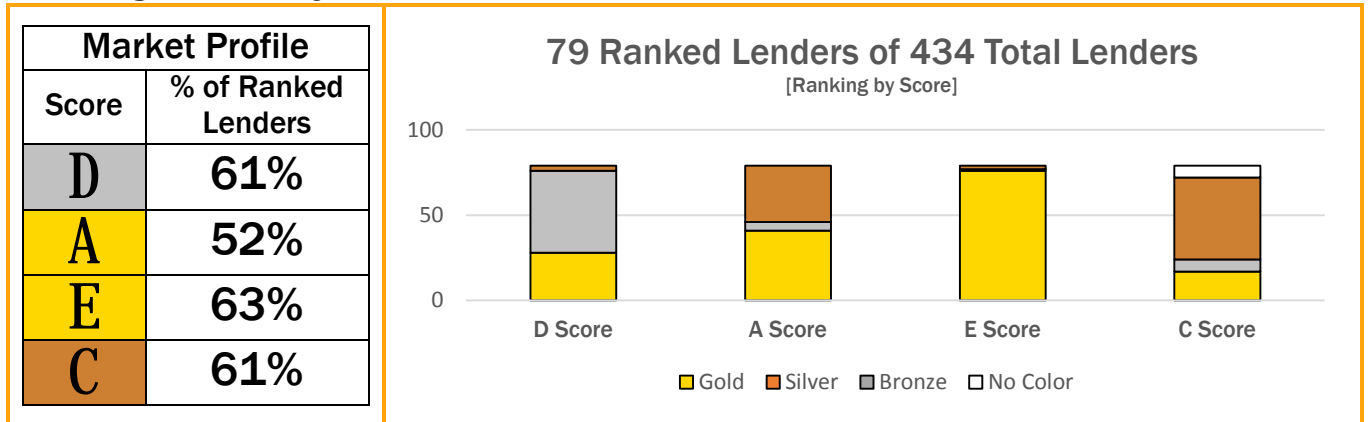
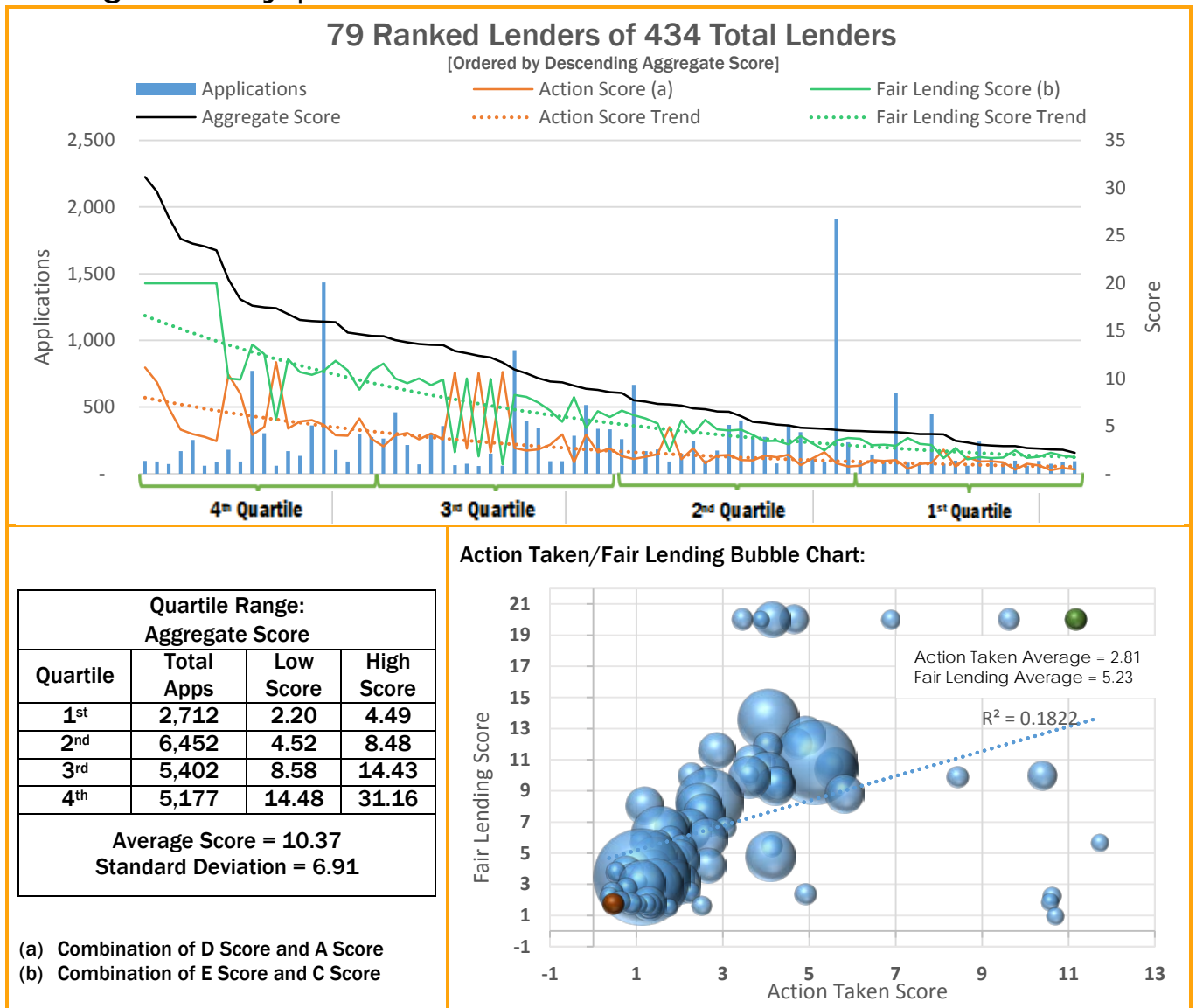


I. Ranking Summary:



II. Scoring Summary | All Ranked Lenders:



III. Scoring Summary | All Ranked Lenders By Institution Type:

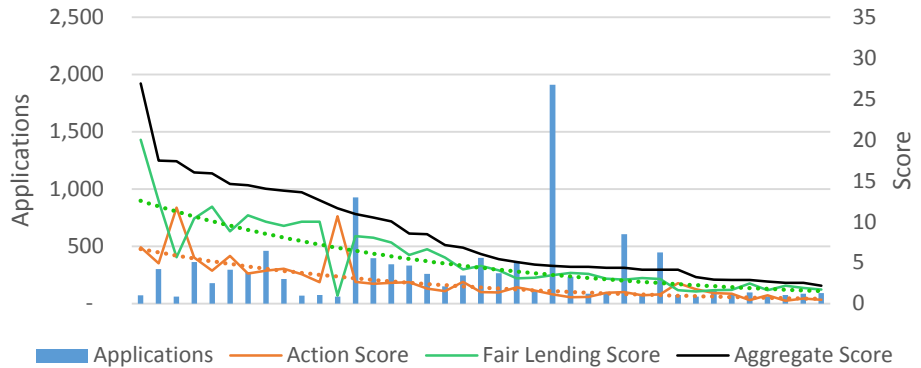
Bank Lenders

Quartile Distribution:

Quartile	Lender Count	Quartile Percent
4th	7	35%
3rd	9	45%
2nd	9	45%
1st	14	74%

Average Scores:
 Aggregate 10.37
 Action 3.33
 Fair Lending 7.04

39 Ranked Bank Lenders [Ordered by Descending Aggregate Score]



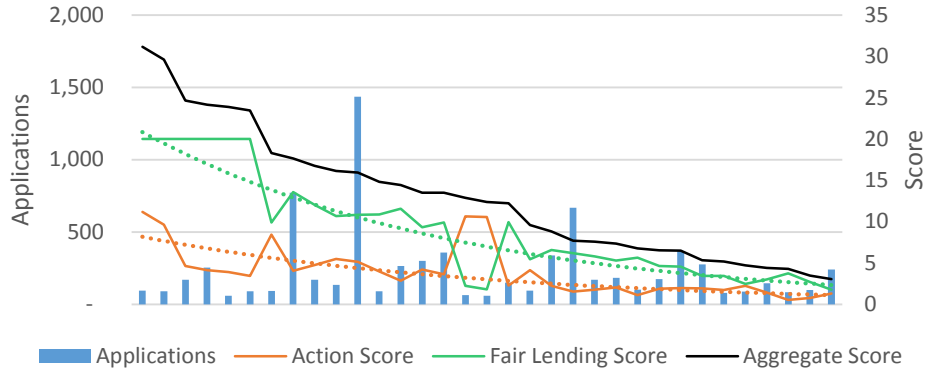
Non-Bank Lenders

Quartile Distribution:

Quartile	Lender Count	Quartile Percent
4th	12	60%
3rd	8	40%
2nd	9	45%
1st	4	21%

Average Scores:
 Aggregate 12.93
 Action 3.92
 Fair Lending 9.01

33 Ranked Non-Bank Lenders [Ordered by Descending Aggregate Score]



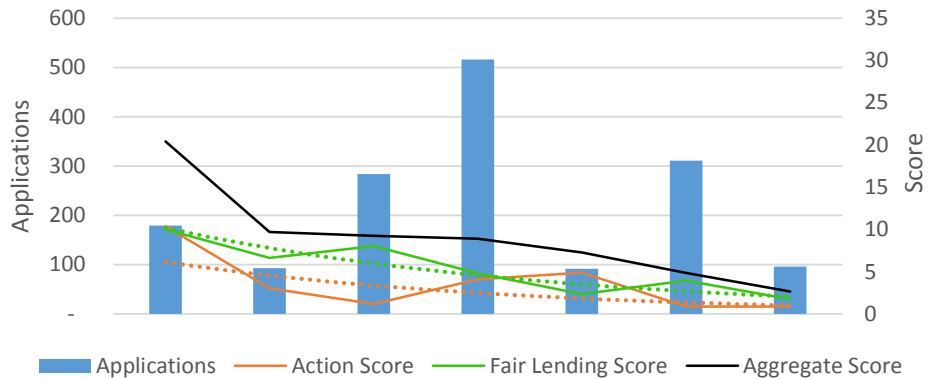
Credit Union Lenders

Quartile Distribution:

Quartile	Lender Count	Quartile Percent
4th	1	5%
3rd	3	15%
2nd	2	10%
1st	1	5%

Average Scores:
 Aggregate 9.00
 Action 3.63
 Fair Lending 5.37

7 Ranked Credit Union Lenders [Ordered by Descending Aggregate Score]



Highest In Quartile

Highest Score

Lowest Score